

# GOAL DEN INTERNATIONAL CO., LTD.

## DOOR HARDWARE

GOAL®



高鐙國際有限公司

門鎖建築五金產品

# 調整型門絞鍊(木門用)

## 3-way Adjustable hinges for wood doors

- 調整門與門框距離,開門更順暢
- 上絞鍊: 調整門安裝後的前後左右距離
- 下絞鍊: 調整門上下高度

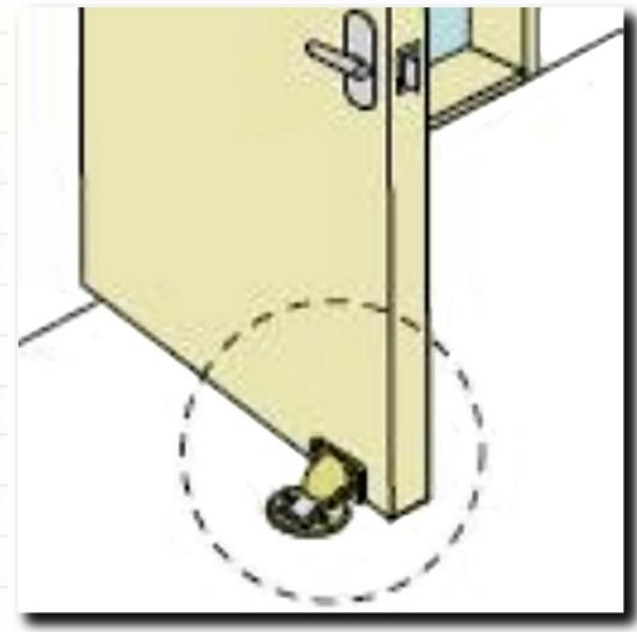
Adjust door height, left & Right, forwards, make door operated perfectly!

- 適用門厚度 Door Thickness : 40MM
- Finish: Gold/ Silver



# 門檔 Door stops

檔片為磁性設計 安裝簡易  
Magnetic force to hold back automatically  
Easy to install



型號: NDS-0007

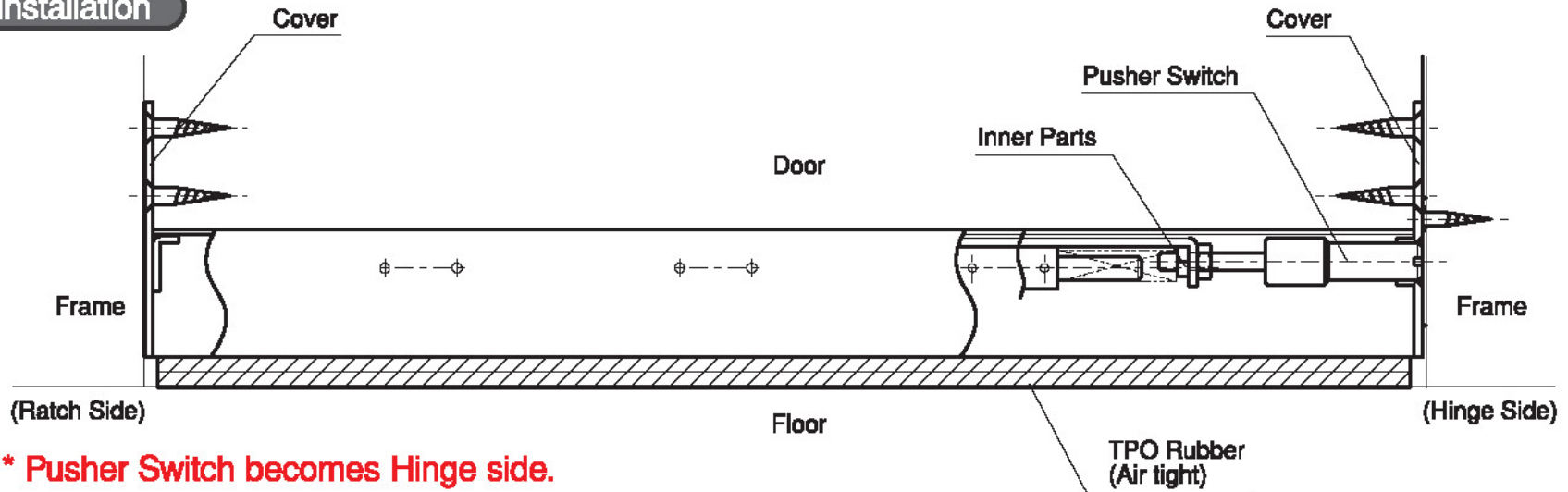


型號: NDS-0009

# 門用防塵伸縮檔板 Door Bottom Sealer

- 門關上後底部檔板膠條接觸於地面,門底無門縫,減少室內灰塵,具隔音功能。  
Prevent dust and noise. When the door is closed, the sealer is down to the ground.
- 適合門窗尺寸 Available size: 500mm - 1000mm

## Installation



**\* Pusher Switch becomes Hinge side.**





# GOAL US-5B / ULW-5E Cylindrical Lock 喇叭鎖

- Material材質: SUS304不鏽鋼
- Cylinder鎖心: Brass, 6pin ( ULW cylinder: wafer cylinder)
- Backset規格: 60mm / 70mm
- Door Thickness門厚度: 30-45mm
- UL listed 美國UL認證

ULW-5E



US-5B



# Lever Locks

- Material: SUS304
- Latch: Zinc Alloy
- Lock body: Steel with rustproof process
- Backset: 60mm or 70mm
- Passage function available



# Heavy Duty Mortise Locks

- **BA MORTISE**

Major interior working parts are made of stainless steel.

Case and case cap are made of steel.

This lock is suitable for commercial project.

UL approval for fire test 3 hours.

ANSI GRADE 2 MORTISE LOCK CASE. Cycle tests is offer 800,000 times.

- **BACKSET:** 2-3/ 4" (70mm) only
- **SPACING:** C to C Knob hub to Cylinder 3-7/ 12" (91mm)  
C to C Knob to Turn piece 2-5/ 12" (61mm)
- **DEAD BOLT:** Stainless steel, 1.18" x 0.527" x 1" [ 30mm (L) x 13.4mm (W) x 25mm (throw) ]
- **LATCH BOLT:** 1" x 0.625" x 0.75" throw in stainless steel material [ 25mm x 16mm x 19mm ]
- **HUB:** Powder Steel, 8.0mm square with two-way rotation, one-way rotation on lever strength function.
- **ARMORED FRONT:** Steel material, 8" (L) x 1.25" (w) x 0.118" (T) [ 203mm x 32mm x 3mm ]
- **FACE PLATE:** Forged brass or Stainless steel, 8" (L) x 1.25" (W) x 0.063" (T) [203mm x 32mm x 1.6mm]
- **UNIVERSAL STRIKE:** Forged brass/ stainless steel, 4.875" (L) X 1.25" (W) X 0.087" (T) [124mm x 32mm x 2mm]



# Trims for Heavy Duty Mortise Locks






# GOAL PSS Sliding Door locks

## 室內推拉門鎖

- Material材質: SUS304不鏽鋼
- Cylinder 鎖心: Brass, 6 pin 全銅, 高精密度6珠鎖心
- Backset規格: 38mm
- Door Thickness 門厚度: 29-43mm
- SUS304 hook bolt不鏽鋼鉤鎖

- 安全裝置:  
安全栓須觸碰到對應門框  
方能上鎖,提醒使用者確認  
門完全關上



# GOAL PY Door Handles 大把手

- 適合安裝於大門
- 規格: 64mm
- 門厚度: 33-43mm
- 可配合安裝防盜功能輔助鎖( 型號: LDK)
- 外開式門專用



# GOAL靜音鎖 Muffled Lever Latch

特性:

- 1.滾輪式鎖舌設計
- 2.消音材質
- 3.關上門幾乎無聲音,對聲音較敏感的使用者,很適合裝置此款門鎖
- 4.適用空間:安養院/醫院/診所/病房/養生住宅或需要極靜的空間使用

**Features:**

**Muffling function for silent opening and closing**

**No accidental door opening due to wind, etc.**

**A latching roller allows use on free opening doors.**

型號: LYS

Backset 中心距: 51mm

Door Thickness 門厚度: 27-43mm

Rolling Latch 鎖舌: 消音滾輪式設計

功能:

1. LYS-1: Passage latch 通道用-無上鎖功能
2. LYS-4: Privacy Lock,浴廁用-有上鎖功能





# GOAL PY 大把手+LDK防盜型輔助鎖 Leaver Handle + LDK Hook Bolt Lock

- For Entrance 適合安裝於大門
- B/S規格: 64mm
- Door Thickness門厚度: 33-43mm






# GOAL P XK, P ZK Door handle locks


## 大門用防盜型把手鎖

- For Entrance Door 適合安裝於大門
- B/S 規格: 64mm
- Door Thickness 門厚度: 33-43mm
- For Door open outwards 外開式門專用



# GOAL PLD Lever Handle Lock 房門水平鎖

- Material 材質: SUS304不鏽鋼
- Cylinder 鎖心: Brass, 6 pin 全銅,高精密密度6珠鎖心
- B/S 規格: 70mm
- Door Thickness 門厚度: 33-43mm



# GOAL HD , LXD Dead Locks 輔助鎖

- Material材質: SUS304不鏽鋼
- Cylinder Brass, 6 pin 全銅,高精密密度6珠鎖心
- B/S 規格: 38mm / 51mm
- Door Thickness門厚度: 33-43mm, 43-53mm
- 可用於玻璃框門

LXD





# LXIC-5NU IC core Lever Lock

特性:

1. 日規門鎖首創設計, 用鑰匙可直接更換鎖心, 無須整組換鎖
2. 具高防盜性
3. 適用空間: 小型商務旅館/汽車旅館/學生宿舍
4. 日規鎖新型專利設計申請中

**Features:**

**SFIC- small format interchangeable core, replace the core by key**

**Long durability and high security**

**New cylinder design for Japanese style locks**

**Suits for small business hotels, motels, hostels, etc.**

**Patent pending**

Backset: 51mm

Door Thickness: 33-43mm

Cylinder: Brass, SFIC, 6 pin

Key: 3 keys, (1 control key, 2 normal keys)

Material: SUS 304





## USL-5TN Lever Handle Lock 房門水平鎖

- Backset: 60mm/70mm
- Door Thickness: 33-43mm
- Cylinder: 6 pin
- Key: 03 keys, Nickel-Silver
- Cylinder outside, push-button inside
- Privacy function lock available.
- Master key system available.



# GOAL LX-5 K1U Lever Handle Lock 水平鎖

- Material 材質: SUS304不鏽鋼
- Cylinder 鎖心: Brass, 6 pin全銅,高精密度6珠鎖心
- B/S 規格: 32mm / 38mm
- Door Thickness 門厚度: 33-43mm, 43-53mm
- 可用於通風門/窄框門/鋁門



# GOAL LX-5 Mortise Lever Handle Lock 水平鎖

- 材質: SUS304不鏽鋼
- 鎖心: 全銅,高精密度6珠鎖心
- 規格: 51mm
- 門厚度: 33-43mm
- 可用於房門/會議室/一般出入門



# GOAL ANT Night Latch 斜舌式輔助鎖

- Material 材質: SUS304不鏽鋼
- Cylinder鎖心: Brass, 6 pin 全銅,高精密密度6珠鎖心
- B/S規格: 70mm
- Door Thickness 門厚度: 35-50mm
- 斜舌式設計,關門即上鎖,安全具高防盜性
- Automatically locked when door is closed.





# GOAL 2510 Glass Door Lock 玻璃門地鎖

- Material材質: SUS304不鏽鋼
- Cylinder 鎖心: Brass, 6 pin全銅,高精密度6珠鎖心
- B/S 規格: 25mm
- Door Thickness 門厚度: 38-48mm, 48-58mm



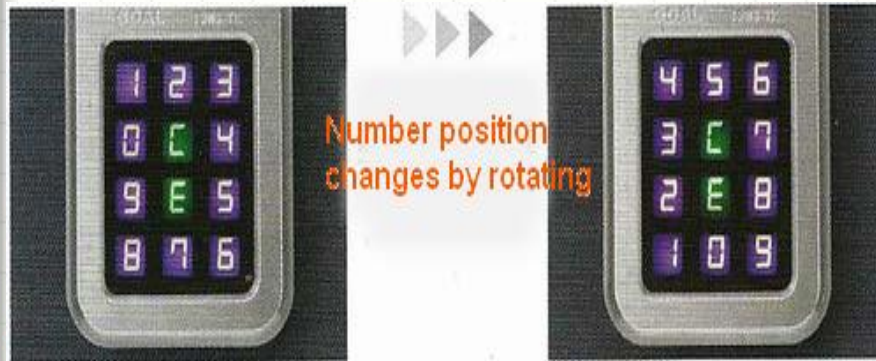
# BTKLX Battery Powered Keypad System Lock

- Enormous combinations of code number is available. (Combination is over 100 trillion)and 5 kinds of code numbers are available.
- Battery power supply eliminates wiring work.
- The position of the number changes for each operation.
- In case of battery power is low, “LO” lamp will be indicated on operation.

## Specifications:

1. Mechanical lock furnished with powered thumbturn.
2. Powered thumbturn: MTH x 1
3. Rated voltage: DC5V
4. Lockset: Model- PLK
5. Backset: 64mm
6. Door Thickness: 33-43mm
7. Cylinder: Brass, 6 pin
8. Keying: MK, GMK, GGMK, Construction key available

# BTKLX Device and Keypad





# GOAL Adjustable Strike Plate 調整式封口片

可調整關門後門鎖與封口片的間距,

LX型號水平鎖可搭配選擇調整式封口片

